







Woodharbor® Interior Doors/Woodharbor® Exterior Doors/ PrairieLake® Interior Doors Comparison

			
<p>Construction</p>	<p>Veneered “lumber core” with solid wood edges & matching veneer</p> <p>*4 ¾” stiles/rails *8” lock/bottom rail</p> <p><i>(*Note: . Worthington doors have 6”stiles and 6” top rail with standard 4 ¾” intermediate components. Hampstead doors require 6” stile and rail components.)</i></p> <p>Dowel Joinery</p> <p>Solid Wood Raised Panels (3/4” or 1 1/8” thick) or Composite Core Plywood Flat Panels (3/8”or ½” thick)</p> <p>Expansion/Contraction cushions around panels</p>	<p>1/8” thick veneered “lumber core” with solid wood edges & matching veneer</p> <p>4 3/4” top rail 6” stiles 8” lock/bottom rail</p> <p>Dowel Joinery</p> <p>Laminated Solid Wood Raised Panels (1 1/4” thick) or Laminated Solid Wood Flat Panels (3/4” thick)</p> <p>Expansion/Contraction cushions around panels</p>	<p>Composite Core with solid wood edges & matching veneer</p> <p>4 ¾” stiles/rails 8” lock/bottom rail</p> <p>Dowel Joinery</p> <p>Solid Wood Raised Panels (3/4” or 1 1/8” thick) or Composite Core Plywood Flat Panels (3/8” thick)</p> <p>Expansion/Contraction cushions around panels</p>
<p>Profiles</p>	<p>Available Profiles for Raised Panel Doors: “Standard Hip”, “Double Hip” or “Cove/Bead”</p> <p>Available Profiles for Flat Panel Doors: “Standard Hip”, “Double Hip”, “Cove/Bead”, “Mission” or “Prairie”</p>	<p>Available Profiles for: Raised Panel, Raised Panel Glass/Combo, Raised Panel True Divided Lite Doors: “Standard Hip”, “Double Hip” or “Cove/Bead”</p> <p>Available Profiles for Flat Panel, Flat Panel Glass/ Combo, Flat Panel True Divided Lite, French True Divided Lite Doors: “Standard Hip”, “Double Hip”, “Cove/ Bead”, “Mission” or “Prairie”</p>	<p>Available Profiles for Raised Panel Doors: “Cove/Bead”</p> <p>Available Profiles for Flat Panel Doors: “Cove/Bead”, “Prairie” (for 1 3/8” thick only) or “Mission”</p>
<p>Sizes</p>	<p>Standard catalog widths (passage, double, by-pass, bi-fold, pocket)</p> <p><i>Custom sizes available.</i></p>	<p>Standard catalog widths (single, double)</p> <p><i>Custom sizes available.</i></p>	<p>Standard catalog widths (passage, double, by-pass, bi-fold, pocket)</p> <p><i>Custom widths and heights available between standard sizes.</i></p>

	 WOODHARBOR® <i>Interior Doors</i>	 WOODHARBOR® <i>Exterior Doors</i>	 PRAIRIELAKE® <i>Interior Doors by WOODHARBOR</i>
Thickness	1 3/8" & 1 3/4"	1 3/4" & 2 1/4"	1 3/8" & 1 3/4"
Finish	13 Standard Wipe Stains 18 Standard Enamels 30 Designer Stains 35 Designer Enamels 38 <i>PrairieLake/Rockglen finishes</i> <i>Custom finishes available. Create-Your-Own</i>	11 Standard Wipe Stains 8 Standard Glaze/Stains 7 Designer Stains 9 Spray Stains (<i>PrairieLake/Rockglen finishes</i>) <i>Custom finishes available. Create-Your-Own</i>	13 Spray Stains 13 Glaze/Stains
Topcoat Sheen	Satin or Matte	Satin	Satin
Stop Molding	CSTOP or PSTOP	Single Rabbet	CSTOP or PSTOP
Warranty	Finished – 100 Year Limited Unfinished – 5 Year Limited	Finished – Five Year Limited Unfinished – One Year Limited	Finished – 100 Year Limited Unfinished – 5 Year Limited
Hinges	10 radius/square finishes Architectural grade ball bearing <i>Custom hinges available.</i>	10 Standard Exterior Grade radius/square Butt Hinge <i>Custom hinges available.</i>	10 radius/square finishes Architectural grade plain bearing standard. <i>Architectural grade ball bearing available as an option.</i>
Jambs	Fingerjointed (Pine), Composite Core, Lumber Core & Solid Wood in stocked sizes. <i>Custom width jambs can be achieved as a started jamb with an extension or as a solid wood custom size 1 piece jamb.</i>	Matching species, Endura® FrameSaver <i>Custom width jambs available up to 8 3/4"</i>	Fingerjointed (Pine), Composite Core, Lumber Core & Solid Wood in stocked sizes. <i>Custom width jambs can be achieved as a started jamb with an extension or as a solid wood custom size 1 piece jamb.</i>
Arch Option	20, 30, 40 Series	20, 40 Series 40 Series not available on Endura® FrameSaver jambs	20, 30 Series

Woodharbor reserves the right to make changes and improvements in materials, specifications and designs without prior notice. Updated 08/27/08